

1. Individual Student Report Year 4

This document is sent to Year 4 parents with the **COVER LETTER** which is downloaded from the reports page (see page 5 of this guide). It includes the **PART B** results. To view this report, select **INDIVIDUAL STUDENT REPORT** from the pull down menu. This report is normally exported and saved as a **PDF**.

Religious Literacy Assessment 2013

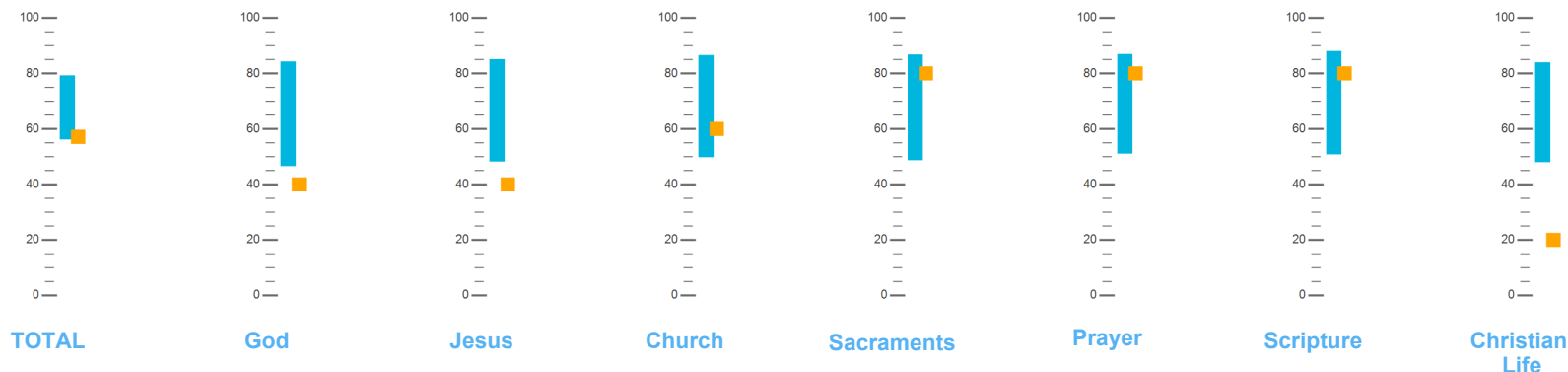
└ Martin Smith St John's College Junior School WINDVALE Class 4R

Thank you for your participation in the Religious Literacy Assessment 2013. Your score for the Part A Online Assessment was **20 out of 35** or **57.1%**.

The Religious Literacy Assessment instrument examines the ability of a Year 4 student to express his/her understanding of religious language and concepts up until and including Stage 2. The Part A Online Assessment consists of 35 multiple choice questions - 5 questions from each of the seven strands of *Sharing Our Story*: God, Jesus, Church, Prayer, Sacraments, Scripture and Christian Life.

RELIGIOUS LITERACY PERFORMANCE

Part A Online Multiple Choice Assessment



Part B Extended Task

The orange square (■) in each graph represents the mark achieved by the student. The blue line (▬) in each graph represents the range of achievement of the middle 60% of the year level in the diocese. school.

The Part B Extended Task assesses a Year 4 student's religious understanding and expression within the outcomes of the *Sharing Our Story* unit, *24C9 Reconciliation: God's Forgiveness and Healing*. Below is the grade achieved for each outcome of the task and the overall grade.

- B** Explain the message of forgiveness shown in the Parable of the Forgiving Father or Zacchaeus
- C** Relate the message of the Parable of the Forgiving Father or Zacchaeus to his/her own life
- B** Describe the Sacrament of Reconciliation and how it helps us to be forgiven and renew our relationship with God
- C** Plans, presents and expresses his/her ideas
- B** **Student's Overall Grade**

Grade Key:
 E-Elementary
 D-Basic
 C-Sound
 B-Thorough
 A-Extensive

2. Individual Student Report Years 6, 8 and 10

This document is sent to Year 6, 8 and 10 parents with the [COVER LETTER](#) which is downloaded from the reports page (see page 5 of this guide).

To view this report, select [INDIVIDUAL STUDENT REPORT](#) from the pull down menu. This report is normally exported and saved as a [PDF](#).

Note: The domain "Religion and Society" is a secondary domain and does not appear on the Year 6 Report.

Religious Literacy Assessment 2013

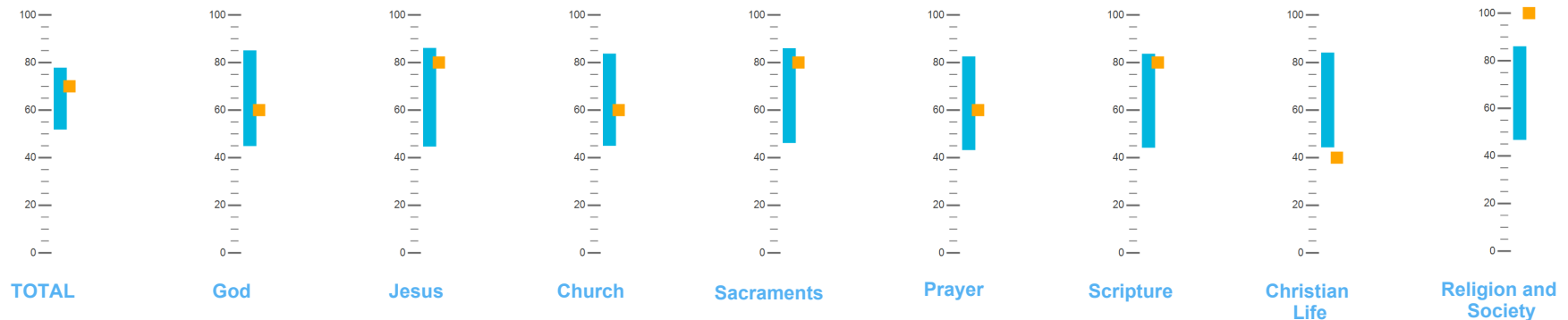
Mary Johns St John's College Junior School WINDVALE Class 8Rc

Thank you for your participation in the Religious Literacy Assessment 2013. Your score for the Online Assessment was **28 out of 40** or **70.0%**.

The Religious Literacy Assessment instrument examines the ability of a Year 8 student to express his/her understanding of religious language and concepts up until and including Stage 4. The Online Assessment consists of 40 multiple choice questions - 5 questions from each of the seven strands of *Sharing Our Story*: God, Jesus, Church, Prayer, Sacraments, Scripture, Christian Life and Religion & Society.

RELIGIOUS LITERACY PERFORMANCE

Online Multiple Choice Assessment



The orange square (■) in each graph represents the mark achieved by the student.
The blue line (■) in each graph represents the range of achievement of the middle 60% of the year level in the school.

3. Class Summary Report

This document is not sent to parents. To view this report, select **CLASS SUMMARY** from the pull down menu. This report may also be exported and saved as a PDF, Excel or Word file for your own records.

Religious Literacy Assessment 2013

St John's College WINDVALE

Class Summary for 8A

Average total for all Year 8 students in class 8A is **27.3/40** or **68.1%**

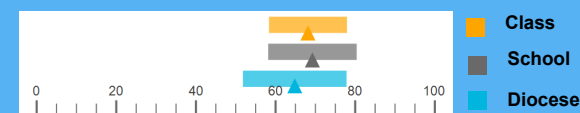
Average total for all Year 8 students in this school is **27.7/40** or **69.3%**

Average total for all Year 8 students in the Parramatta Diocese is **25.9/40** or **64.8%**

This class's mark is 1.1% below the school average and is 3.3% above the diocesan average

Class Summary Report

Class - School - Diocesan Total Averages & 60% Ranges



DOMAINS

	God	Jesus	Church	Sacraments	Prayer	Scripture	Christian Life	Religion and Society
Class Average	65.8% -2.4% CScV 0.8% CDV	67.6% -2.6% CScV 2.2% CDV	72.2% 0.2% CScV 7.8% CDV	72.8% 0.8% CScV 6.7% CDV	65.8% -0.2% CScV 2.9% CDV	69.6% 0.8% CScV 5.7% CDV	64.4% -1.0% CScV 0.1% CDV	66.4% -4.4% CScV 0.0% CDV
School Average	68.2% 3.2% ScDV	70.2% 4.8% ScDV	72.0% 7.6% ScDV	72.0% 5.9% ScDV	66.0% 3.1% ScDV	68.8% 4.9% ScDV	65.4% 1.1% ScDV	70.8% 4.4% ScDV
Diocesan Average	65.0%	65.4%	64.4%	66.1%	62.9%	63.9%	64.3%	66.4%

CScV the difference between the class and the school average is the **Class School Variance**
CDV the difference between the class and the diocesan average is the **Class Diocesan Variance**
ScDV the difference between the school and the diocesan average is the **School Diocesan Variance**

4. Student Class List

This document is not sent to parents. To view this report, select **STUDENT CLASS LIST** from the pull down menu. This report may also be exported and saved as a **PDF**, **Excel** or **Word** file for your own records. It lists the individual student results with a breakdown of domains and the variance between student and the class, school and diocesan averages.

Class Name School City	Student	Total	God	Jesus	Church	Sacraments	Prayer	Scripture
4A St Johns College WINDVALE	John Adams	51.4% -9.1% SCV -7.8% SScV -16.3% SDV	40.0% -9.6% SCV -15.0% SScV -25.5% SDV	40.0% -17.2% SCV -15.4% SScV -26.7% SDV	80.0% 22.8% SCV 19.6% SScV 11.8% SDV	40.0% -19.2% SCV -19.4% SScV -27.8% SDV	60.0% -5.4% SCV -0.2% SScV -9.1% SDV	40.0% -30.2% SCV -25.2% SScV -29.5% SDV
	Mary Bell	60.0% -0.5% SCV 0.7% SScV -7.7% SDV	60.0% 10.4% SCV 5.0% SScV -5.5% SDV	40.0% -17.2% SCV -15.4% SScV -26.7% SDV	60.0% 2.8% SCV -0.4% SScV -8.2% SDV	40.0% -19.2% SCV -19.4% SScV -27.8% SDV	60.0% -5.4% SCV -0.2% SScV -9.1% SDV	80.0% 9.8% SCV 14.8% SScV 10.5% SDV
	Tim Cathcart	40.0% -20.5% SCV -19.3% SScV -27.7% SDV	20.0% -29.6% SCV -35.0% SScV -45.5% SDV	80.0% 22.8% SCV 24.6% SScV 13.3% SDV	0.0% -57.2% SCV -60.4% SScV -68.2% SDV	40.0% -19.2% SCV -19.4% SScV -27.8% SDV	40.0% -25.4% SCV -20.2% SScV -29.1% SDV	60.0% -10.2% SCV -5.2% SScV -9.5% SDV
	~	~	~	~	~	~	~	~
	Johny Quirk	62.9% 2.4% SCV 3.6% SScV -4.9% SDV	60.0% 10.4% SCV 5.0% SScV -5.5% SDV	60.0% 2.8% SCV 4.6% SScV -6.7% SDV	60.0% 2.8% SCV -0.4% SScV -8.2% SDV	80.0% 20.8% SCV 20.6% SScV 12.2% SDV	40.0% -25.4% SCV -20.2% SScV -29.1% SDV	80.0% 9.8% SCV 14.8% SScV 10.5% SDV
	Mandy Zeffer	71.4% 10.9% SCV 12.2% SScV 3.7% SDV	40.0% -9.6% SCV -15.0% SScV -25.5% SDV	80.0% 22.8% SCV 24.6% SScV 13.3% SDV	80.0% 22.8% SCV 19.6% SScV 11.8% SDV	80.0% 20.8% SCV 20.6% SScV 12.2% SDV	100.0% 34.6% SCV 39.8% SScV 30.9% SDV	40.0% -30.2% SCV -25.2% SScV -29.5% SDV
	Averages for this Year 4 Class	60.5% 1.2% CScV -7.2% CDV	49.6% -5.4% CScV -15.9% CDV	57.2% 1.8% CScV -9.5% CDV	57.2% -3.2% CScV -11.0% CDV	59.2% -0.2% CScV -8.6% CDV	65.4% 5.2% CScV -3.7% CDV	70.2% 5.0% CScV 0.7% CDV
	Averages for all Year 4 Classes in School	59.3% -8.5% ScDV	55.0% -10.5% ScDV	55.4% -11.3% ScDV	60.4% -7.8% ScDV	59.4% -8.4% ScDV	60.2% -8.9% ScDV	65.2% -4.3% ScDV
	Averages for all Year 4 Classes in Diocese	67.7%	65.5%	66.7%	68.2%	67.8%	69.1%	69.5%